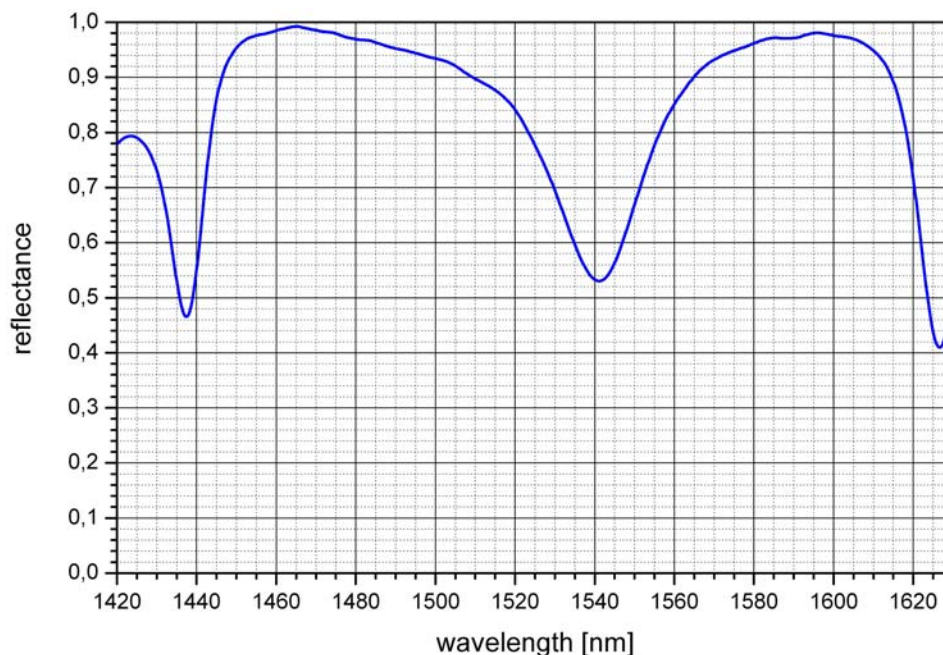
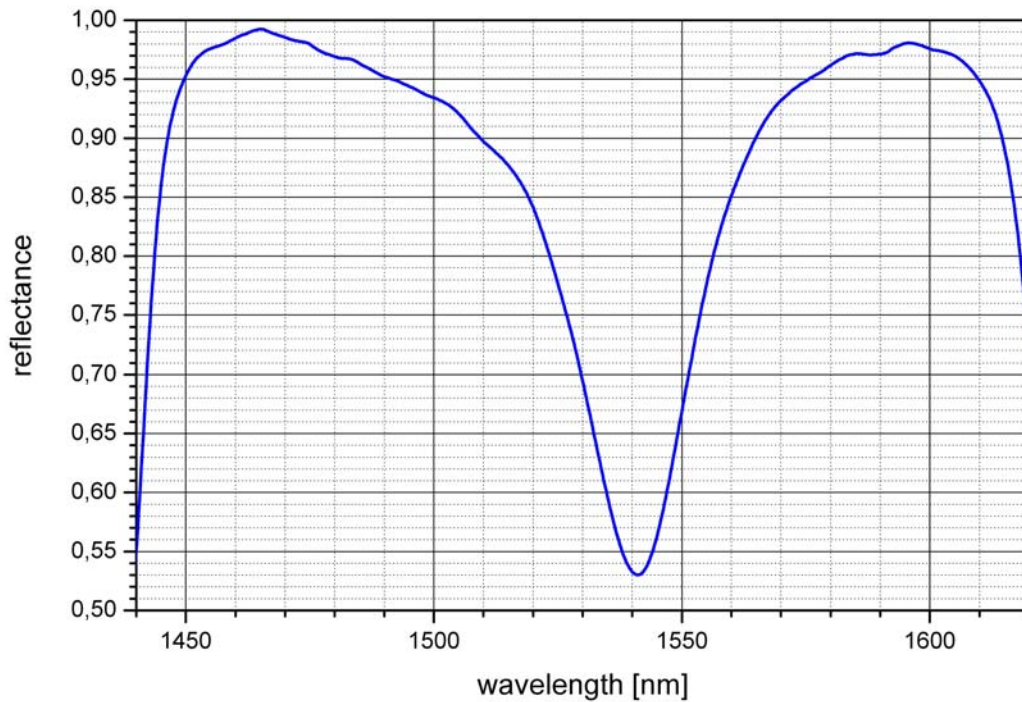


SAM™ data sheet SAM-1550-35-x-2ps, $\lambda = 1550$ nm

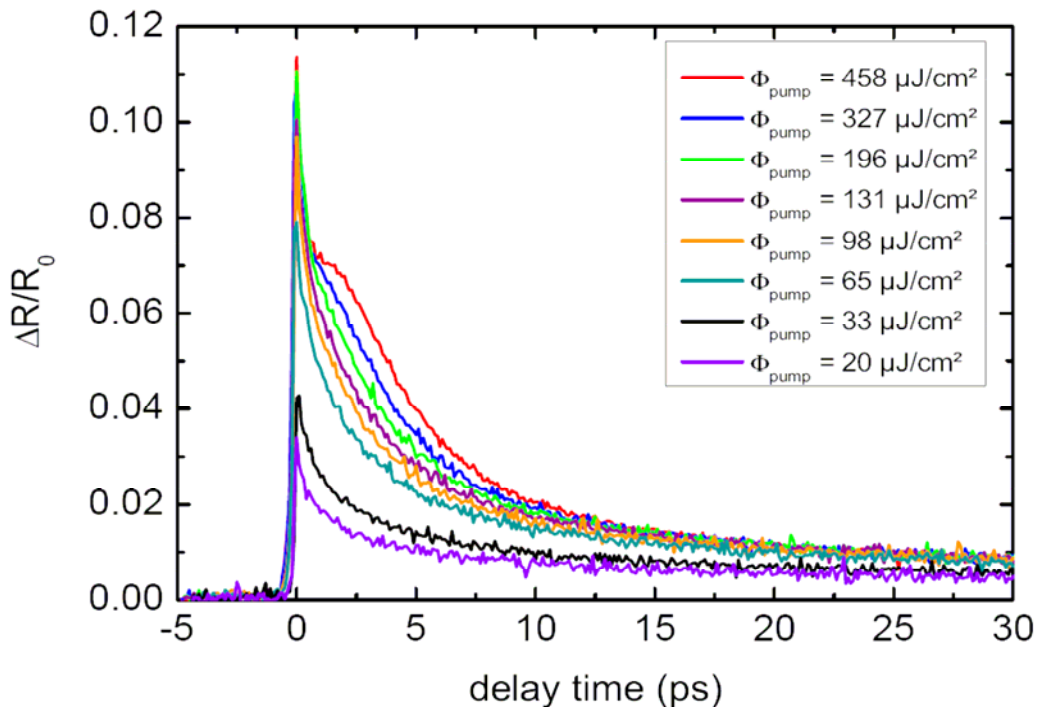
Laser wavelength	$\lambda = 1550$ nm
High reflection band	$\lambda = 1460 \dots 1600$ nm
Absorbance	$A_0 = 35$ %
Modulation depth	$\Delta R = 21$ %
Non-saturable loss	$A_{ns} = 14$ %
Saturation fluence	$\Phi_{sat} = 20$ $\mu\text{J}/\text{cm}^2$
Relaxation time constant	$\tau \sim 2$ ps
Damage threshold	300 MW/cm ²
Chip area	4mm x 4mm; other dimensions on request
Chip thickness	400 μm ; optional: 150 μm on request
Protection	the SAM is protected with a dielectric front layer
Mounting of SAM-1550-35-x	denotes the type of mounting as follows:
x = 0	unmounted
x = 12.7 g	glued on a gold plated Cu-cylinder with 12.7 mm \varnothing
x = 25.4 g	glued on a gold plated Cu-cylinder with 25.4 mm \varnothing
x = 12.7 s	soldered on a gold plated Cu-cylinder with 12.7 mm \varnothing
x = 25.4 s	soldered on a gold plated Cu-cylinder with 25.4 mm \varnothing
x = FC	mounted on a 1 m monomode fiber cable with FC connector

Low intensity spectral reflectance





Relaxation time



The pump-probe measurements has been carried out by Florian Adler, Physics, University of Konstanz, Germany