

SAM™ Data Sheet SAM-1064-70-3ps-x, $\lambda = 1064 \text{ nm}$

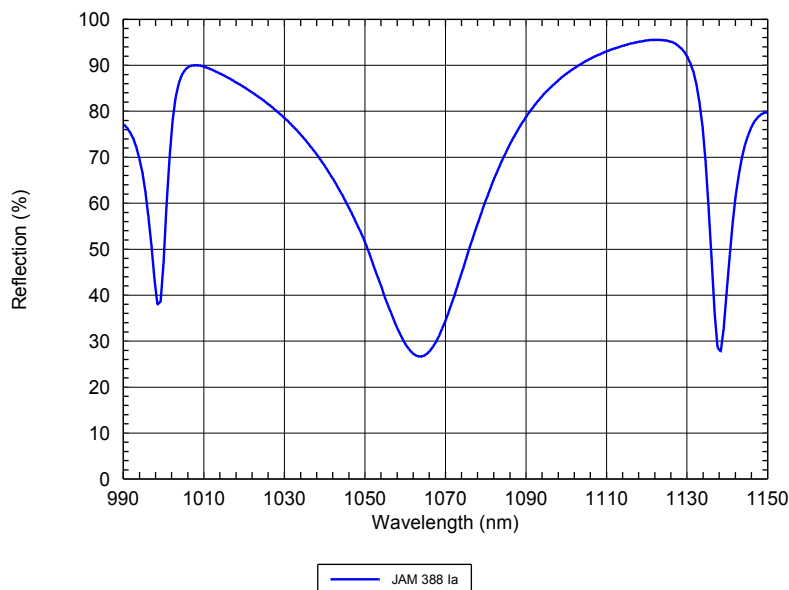
Laser wavelength	$\lambda = 1064 \text{ nm}$
High reflection band (R > 30%)	$\lambda = 1010 \dots 1120 \text{ nm}$
Absorptance	$A_0 = 70 \%$
Modulation depth	$\Delta R = 44 \%$
Non-saturable loss	$A_{ns} = 26 \%$
Saturation fluence	$\Phi_{sat} = 16 \mu\text{J}/\text{cm}^2$
Relaxation time constant	$\tau = 2.3 \text{ ps}$ at Φ_{sat} , $\tau > 3 \text{ ps}$ at $\Phi > 50 \mu\text{J}/\text{cm}^2$
Absorber layer	multiple quantum well
Damage threshold	100 MW/cm ²
Chip area	4mm x 4mm; other dimensions on request
Chip thickness	400 μm ; optional: 150 μm on request
Protection	the SAM is protected with a dielectric front layer

Mounting option **x** denotes the type of mounting as follows:

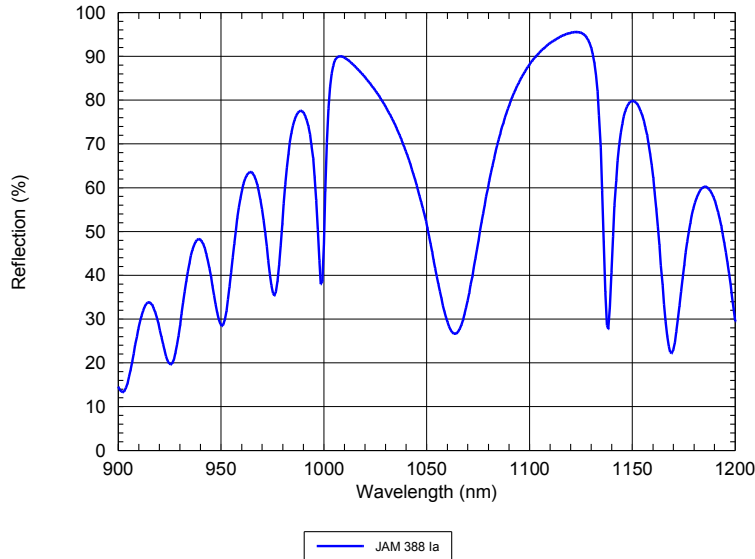
x = 0	unmounted
x = 12.7 g	glued on a gold plated Cu-cylinder with 12.7 mm \varnothing
x = 25.4 g	glued on a gold plated Cu-cylinder with 25.4 mm \varnothing
x = 12.7 s	soldered on a gold plated Cu-cylinder with 12.7 mm \varnothing
x = 25.4 s	soldered on a gold plated Cu-cylinder with 25.4 mm \varnothing
x = FC/PC	mounted on a 1 m monomode fiber cable with FC/PC connector

Low intensity spectral reflectance

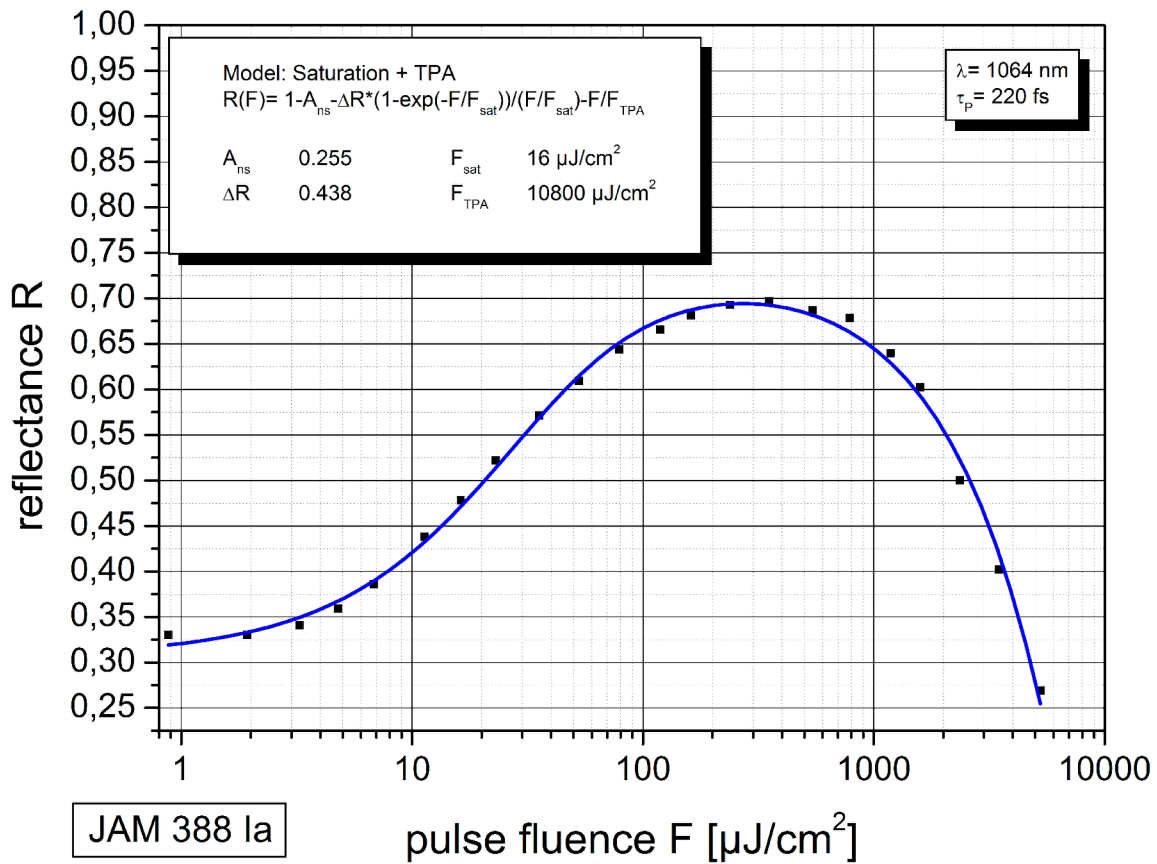
SAM-1064-70-x-3ps



Low intensity spectral reflectance, SAM-1064-70-x-3ps



Saturation measurement



Pump-probe measurement

