

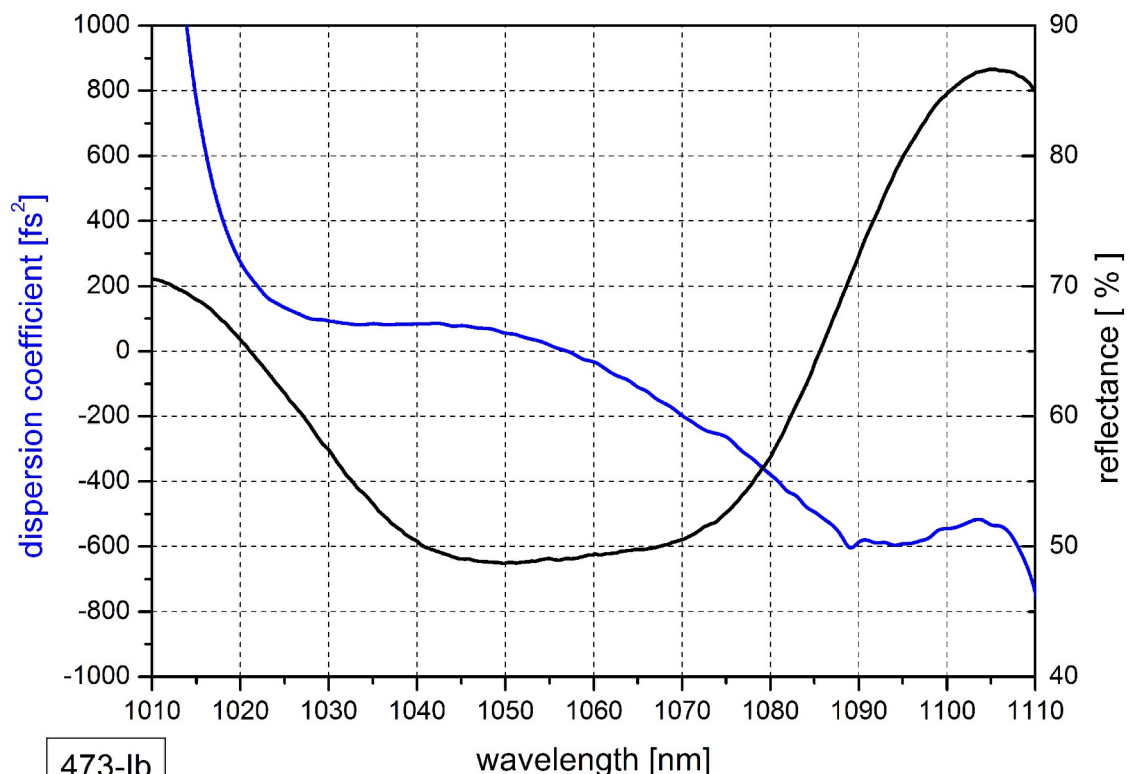
### SAM™ Data Sheet SAM-1064-50-12ps-x, $\lambda = 1064 \text{ nm}$

Laser wavelength	$\lambda = 1064 \text{ nm}$
High reflection band ( $R > 50\%$ )	$\lambda = 1010 \dots 1110 \text{ nm}$
Absorbance	$A_0 = 50 \%$
Modulation depth	$\Delta R = 40 \%$
Non-saturable loss	$A_{ns} = 10 \%$
Saturation fluence	$\Phi_{sat} = 19 \mu\text{J}/\text{cm}^2$
Relaxation time constant	$\tau \sim 12 \text{ ps}$
Damage threshold	$400 \text{ MW}/\text{cm}^2$
Chip area	4mm x 4mm; other dimensions on request
Chip thickness	400 $\mu\text{m}$ ; optional: 150 $\mu\text{m}$ on request
Protection	the SAM is protected with a dielectric front layer

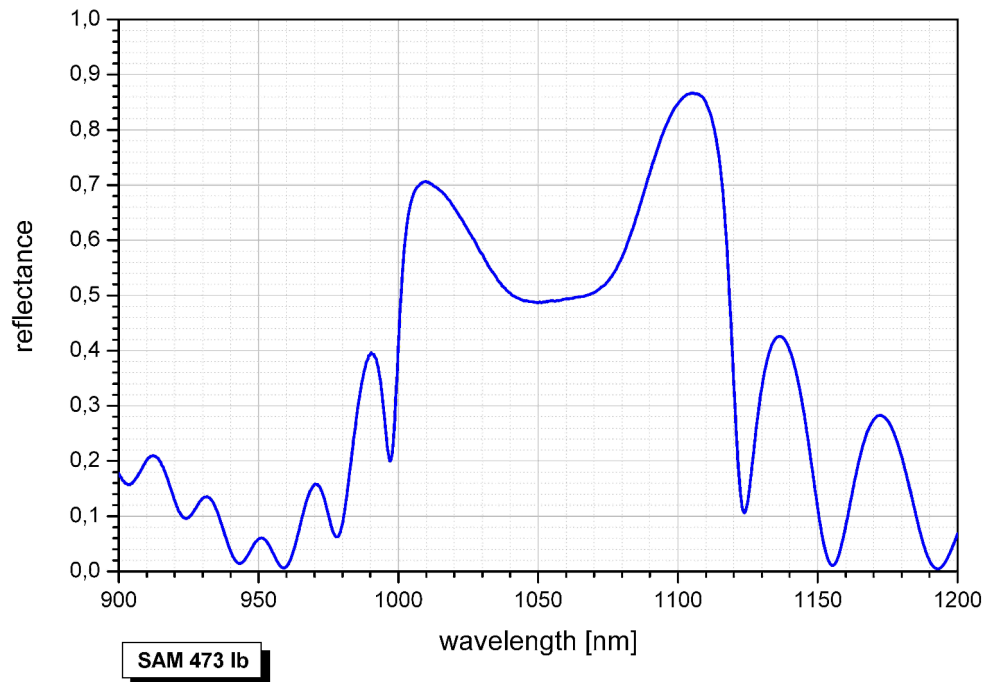
Mounting option **x** denotes the type of mounting as follows:

<b>x</b> = 0	unmounted
<b>x</b> = 12.7 g	glued on a gold plated Cu-cylinder with 12.7 mm $\varnothing$
<b>x</b> = 25.4 g	glued on a gold plated Cu-cylinder with 25.4 mm $\varnothing$
<b>x</b> = 12.7 s	soldered on a gold plated Cu-cylinder with 12.7 mm $\varnothing$
<b>x</b> = 25.4 s	soldered on a gold plated Cu-cylinder with 25.4 mm $\varnothing$
<b>x</b> = FC	mounted on a 1 m monomode fiber cable with FC connector

#### Low intensity spectral reflectance and dispersion coefficient $D_2$



473-lb

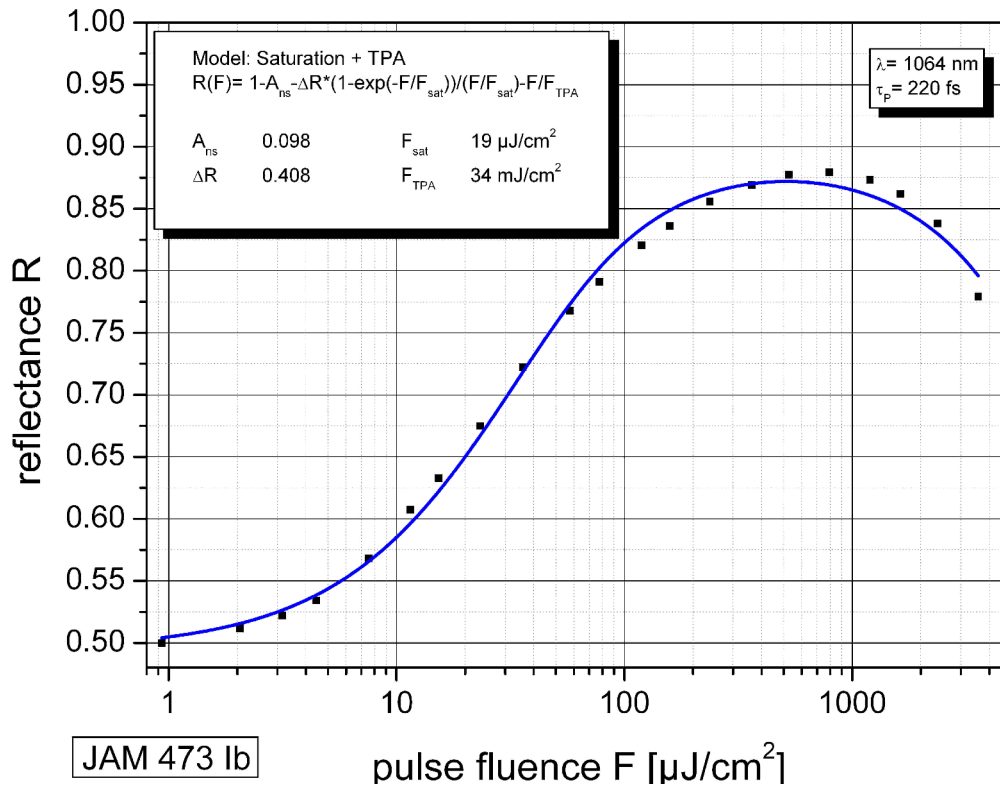


### Group Delay Dispersion (GDD)

Dispersion coefficient  $D_2(\omega) = \frac{\partial^2 \varphi}{\partial \omega^2}$  with  $\varphi$  - reflected phase

$\omega = 2\pi \frac{c}{\lambda}$  - angular frequency

### Saturation measurement



### Pump-probe measurement

