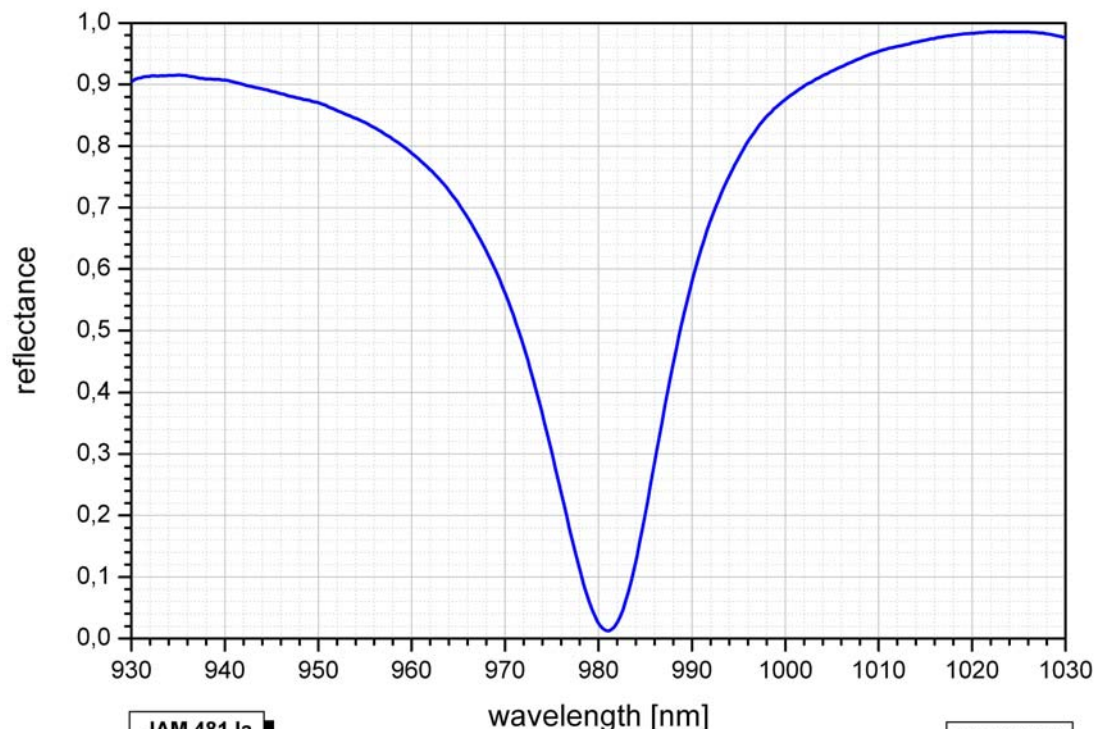


RSAM data sheet RSAM-980-x, $\lambda = 980 \text{ nm}$

RSAM - Resonant saturable absorber mirror

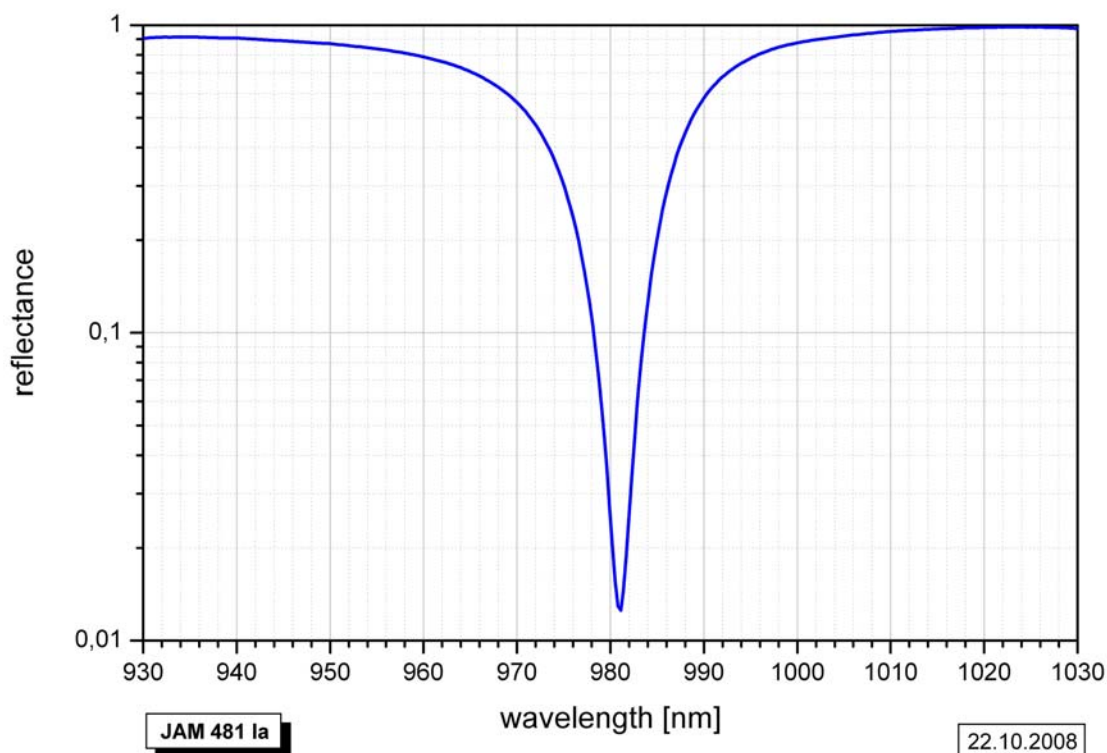
Working wavelength	$\lambda = 975 \dots 984 \text{ nm}$ (angle and temperature dependent)
Full Width at Half Maximum	FWHM = 16 nm
Low intensity absorptance	$A = 99 \%$
Low intensity reflectance	$R_{\min} \sim 1 \%$
Saturation fluence	$\Phi_{\text{sat}} = 15 \mu\text{J}/\text{cm}^2$
Relaxation time constant	$\tau \sim 1 \text{ ps}$
Non-saturable loss	$A_{\text{ns}} = 40 \%$
Chip area	4mm x 4mm; other dimensions on request
Chip thickness	400 μm
Front side	dielectric cover
Mounting of RSAM-980-x	denotes the type of mounting as follows:
x = 0	unmounted
x = 12.7 g	glued on a gold plated Cu-cylinder with 12.7 mm \varnothing
x = 25.4 g	glued on a gold plated Cu-cylinder with 25.4 mm \varnothing
x = 12.7 s	soldered on a gold plated Cu-cylinder with 12.7 mm \varnothing
x = 25.4 s	soldered on a gold plated Cu-cylinder with 25.4 mm \varnothing
x = FC	mounted on a 1 m monomode fiber cable with FC/PC connector
x = FC/PC with TEC	mounted on a 1 m monomode fiber cable with FC/PC or other connector type and TEC (thermoelectric cooler) for fine tuning of the resonance wavelength

Unsaturated spectral reflectance, measured at room temperature with 7° angle of incidence

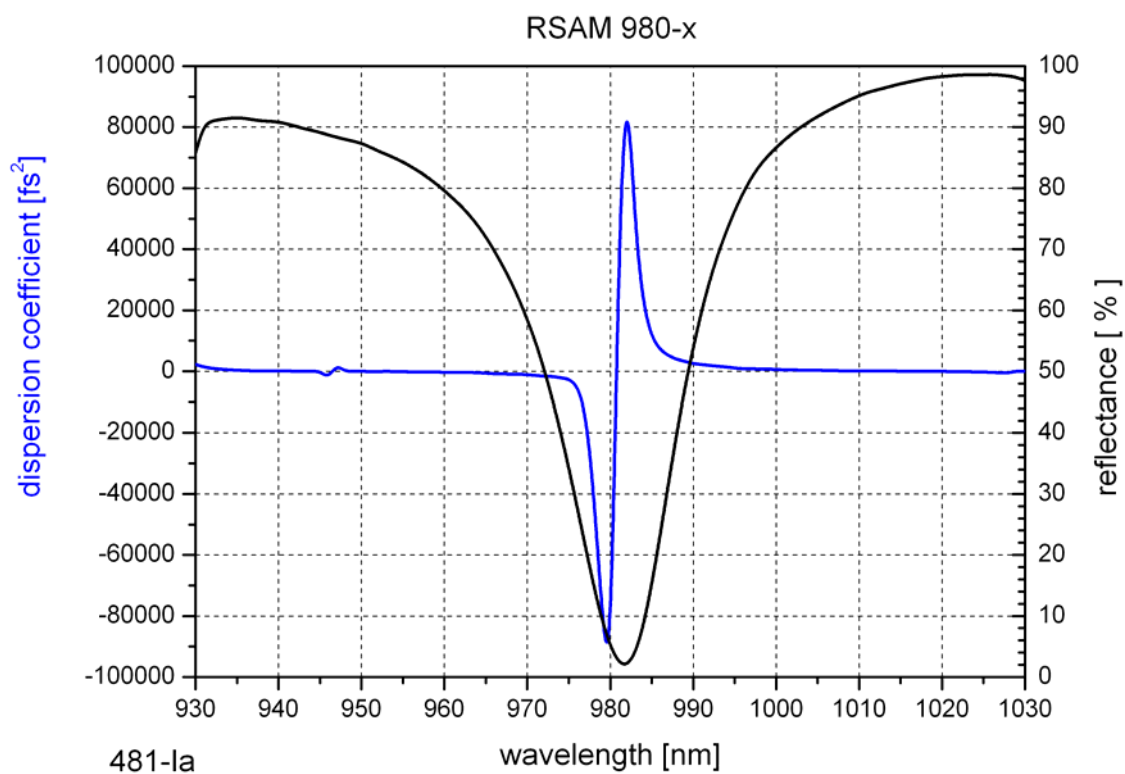


JAM 481 Ia

22.10.2008



Low intensity spectral reflectance and dispersion coefficient D_2



Group Delay Dispersion (GDD)

Dispersion coefficient $D_2(\omega) = \frac{\partial^2 \varphi}{\partial \omega^2}$ with φ - reflected phase

$$\omega = 2\pi \frac{c}{\lambda} \text{ - angular frequency}$$

Influence of the angle of incidence on the resonance wavelength

